

**CHANGE YOUR IDEAS / MARINA SEDANS. MARINA COUPES.**



**MARINA**

Leyland Australia presents a range of new Morris cars.

### **Marina will change your ideas about value.**

Australian motorists have become accustomed, over recent years, to paying more and more money for new cars.

And not getting any more car for the money. That's one idea the Marina will change.

Never before has so little bought so much. For a start you get not one or two, to choose from, but a complete range of fourteen new models. One of which is tailor-made for you. You can choose from two completely different body shapes—the four-door sedan or the two-door coupé—in two different standards of luxury trim, with two different transmissions, in three different power units.

All of which will change your ideas about value.

But value is more than just a low price tag. It's petrol consumption, maintenance, after-sales service, reliability, tested and proven components.

The Marina will deliver up to 36 miles to the gallon. It's powered by a highly advanced overhead camshaft engine. The overhead camshaft makes it efficient. And that makes it economical.

Every component has been tested and proven on the road, and in the factory.

Even the torsion bar suspension has been pulled and pushed through full stress over 250,000 times in testing. That's more than the full life of any car.

The gearbox, body, engine have all been put through the same searching punishment, and came through with flying colours.

The Marina will get you everywhere around Australia comfortably, safely and economically.

And while you're travelling through our big country, it's nice to know there are no less than 350 dealers fully equipped to service and maintain your car.

While we're on the subject of maintenance, there's a few facts we should point out.

It's important that the engine be easy to

get to. It is. It's important that the car be fully rustproofed. Marina is. In fact, the whole body is immersed and rotated through seven different anti-rust baths. It's a system exclusive to Leyland Australia.

And it's just another reason why Marina will change your ideas.

### **Marina will change your ideas about comfort.**

The Marina has so many good-mannered comforts you'll never believe the low price tag.

Instead of listing them all here, we'd like you to read about them further on in this brochure.

And you'll see exactly what we mean. You'll also see how intelligently space has been utilised in the cars.

And how all the controls are grouped around the driver and within easy reach.

It's called an ergonomic designed interior. You call it sheer bliss.

Quietness is another thing the Marina has over other cars in the price range.

Not just at idling speed.

But at road speed, too.

It's also very comforting to know that the cars have a wealth of safety features.

A front end structure with a flexibly jointed steering column designed to collapse on serious frontal impact. A padded fascia. Recessed door handles.

Anti-burst door locks. Child-proof door locks on the rear doors. Reversing lights.

A "Twin-Lok" seat belt anchorage. An exterior rear-view mirror. And excellent all-round visibility.

### **Marina will change your ideas about style.**

We had an idea that economy cars didn't have to look economical.

So we asked four of Europe's leading design teams to design a range of cars with more style than anything in their class.

A number of excellent design ideas were presented. We chose the best two and named them Marina.

Our designers gave us a four-door sedan,

and a racy coupé. They gave us a choice of two transmissions, three engines, two levels of luxury trim.

It gives you a range of fourteen new cars to choose from.

All of which look very much at home racing down the autostradas of Europe, or just running around your home town.

You've probably noticed that the sedan and coupé look very different from each other. And that the coupé looks very different from other two-door cars.

It's because most two-door cars in Australia are merely four-door cars without four doors. The coupé is a true two-door fastback.

Our designers have managed to do what others have tried for years:

To design a real two-door fastback without sacrificing head and leg room inside.

### **Marina will change your ideas about performance.**

The Marina is a conventional-drive car in that the engine is in the front and drive is through the rear wheels.

But that's about all that's conventional.

It performs and handles in a manner you wouldn't expect from economy-priced cars.

It gets its sting from an advanced four-cylinder overhead camshaft engine, that's been developed and built in Australia.

How much sting you want depends on what size engine you want.

Yes, there's a choice, but more on that later.

You get a choice of transmissions, too—four-speed manual or three-speed automatic.

You get 9.8" disc brakes on the front wheels, torsion bar suspension similar to that on our Jaguar E-type cars, and rack and pinion steering.

In fact, you get a choice of no less than fourteen different models.

Economy, style, comfort, performance.

Everything to change your present ideas about economy cars.

**MARINA DELUXE AND SUPER DELUXE RANGE**





The Australian-built Marina looks, feels and is equipped like a luxury car.

Yet has an unbelievably low price tag.

You've only got to open any one of the four, wide doors to see what we mean.

For a start, you have all the room you'll ever need for a family of five, and then some.

The fully upholstered bucket seats are deep and contoured to fit the body. They even have built-in head restraints.

Reach for the wheel.

It feels just right.

Like all the Marina's interior comforts and fittings, they are positioned to keep

you comfortable.

On the steering column are two very smart controls. At the flick of a finger you can activate the wipers, washers, horn or headlight dipper.

The short floor-mounted gear stick is right where your hand wants it.

As is the T-bar stick shift in the three-speed automatic.

A heater-demister system keeps the cold out in the cold.

There's even a lockable glove box.

And the big 20 cu ft boot will take everything you'll ever want to take.

On the road, the Marina is a quiet story. Sound engineering and comprehensive insulation make it so.



For go, you can choose from two Australian developed and built engines.

Both advanced four-cylinder overhead camshaft units.

The 1500 cc engine gets the Marina along like a much bigger engine car.

The 1750 cc; it gives you large doses of power without using up large doses of petrol.

For braking and road holding, the Marina has 9.8" disc brakes on the front wheels,



rack and pinion steering and rides on torsion bar suspension.

The right gear to ride out the twistiest stretch of road, the bumpiest track.

Now you know what makes Marina tick.

Over the page, we'd like you to read what makes the Super Deluxe models a little more super than the Deluxe models.

### Marina Super Deluxe range.

Once you sit inside the Marina Super Deluxe you'll know why we named it so. There's deep pile door-to-door carpets. A face-level personal ventilation system that blows cool, fresh air into and around the car.

A clock is included in the fully instrumented dash.

Even the seats have been given extra shaping and cushioning.

The Super Deluxe also means a cigar lighter, a parcel tray, more soundproof insulation, extra exterior trim, and armrests for the rear passengers.

And a whole lot more.


Like a heater-demister system, head restraints, 9.8" disc brakes on the front wheels, an exterior rear-view mirror, electric washers, two-speed wipers, courtesy lights, a woodgrain gear knob, an anti-theft steering column lock, and a "Twin-Lok" seat belt anchorage.

Now comes the power part.

You can have your Super Deluxe with the thrifty 1500 cc engine.

Or, with the more powerful 1750cc engine. If you choose the latter, you can take advantage of the optional three-speed automatic transmission.

Of course, there's lots more options and accessories to make your Super Deluxe just the way you want it.



### Marina Deluxe range.

Naturally, the Deluxe isn't quite as luxurious as the Super Deluxe.

But, it's still a lot of car.



The richly upholstered bucket seats have built-in head restraints, and they hold you firmly and comfortably.

And between the front seats you'll find a "Twin-Lok" seat belt anchorage.

You'll also find a heater-demister system, disc brakes, two-speed wipers, courtesy lights, a woodgrain gear knob, an exterior rear-view mirror, reversing lights, a steering column lock, and a lockable glove box.


Like the Super Deluxe, you get the same choice of engines and transmissions.

And also, the same choice of options and accessories.



**MARINA COUPE DELUXE RANGE / SUPER DELUXE RANGE**





The coupé, like its sedan stablemate, is built in Australia for Australian conditions.

Unlike most other two-door cars in Australia, the Marina Coupé is a true two-door fastback.

Open the wide doors and, as you easily step inside, you'll notice the sort of comforts usually reserved for one of those expensive grand touring cars.

The bucket seats are deep and luxuriously upholstered. They fit you, instead of you having to fit them.

Sit behind the wheel and everything is at your beck and call.

A stubby floor gear shift controls a four-speed all-synchro box.

Or a T-bar stick shift selects any of three automatic gears.

There are two highly advanced steering column controls that control almost everything.

A touch of one switch even cleans the windshield and passes the wipers across one full sweep.

Rocker switches operate a two-speed heater-demister system and the headlights.



Other nice little touches include a woodgrain gear knob, and a locking glove box. There's even a steering column lock, just in case.

Any car that looks like it goes should do just that.

The Marina Coupé offers a choice of power plants. Both advanced four-cylinder overhead camshaft jobs. Both developed and built in Australia.

The 1500 cc plant gets you around very nicely, thank you.

The bigger, more powerful 1750 engine gets you around that much quicker.

(Further in this brochure you'll find an even

quicker coupé. The Marina Coupé TC.) A car that goes like this has to stop and handle like that:


Big disc brakes up front and torsion bar suspension similar to that on our Jaguar E-type cars make sure it does.

Rack and pinion steering gives the coupé a tiny turning circle—31.5 feet.

All of which means the Marina Coupé is built to get you there without a hair out of place. Now you know why you'll change your present ideas.

Now you'll have to decide which coupé is right for you.

You'll find a little more help over the page.



### Marina Coupé Super Deluxe range.

It gets the Super Deluxe title because we gave it a lot of additional deluxe features.

Like a face-level personal ventilation system that you adjust to blow cool, fresh air wherever you want it.

Deep pile carpet is moulded from door to door.

The bucket seats have even more shape, more comfort.

And just so you don't lose track of the time, a clock is included in the three-dial instrument panel.

The Super Deluxe also has a cigar lighter, armrests for the rear passengers and a handy parcel tray.

You'll also find a lot of other things to make driving more enjoyable.

Like a heater-demister system, head restraints, big disc brakes, an exterior rear-view mirror, electric washers, two-speed wipers, courtesy lights, reversing lights, a woodgrain gear knob, a steering



column lock and a "Twin-Lok" seat belt anchorage.

How you want your Super Deluxe powered is entirely up to you.

Choose from the 1500 cc engine, or the bigger 1750. If you choose the 1750 cc engine, you can also choose the transmission you want.

The four-speed all-synchro box.

Or, the three-speed automatic.

If you'd like to make your Super Deluxe even more luxurious.

There's a long list of options and accessories to help you do just that.

### Marina Coupé Deluxe range.

The Marina Coupé Deluxe costs a little

less. But you still get a lot of car.

You get bucket seats with built-in head restraints, a heater-demister system, two-speed wipers, electric washers, big disc brakes, woodgrain knob, an exterior rear-view mirror, courtesy lights, reversing lights, steering column lock, and a lockable glove box.




And, on the front seats, there's a

"Twin-Lok" seat belt anchorage.

It makes belting up that much easier.

You get the same choice of engines and transmissions as on the Super Deluxe.

And, of course, there's lots of options and accessories to give your Marina Deluxe your own personal touch.





The Marina Coupé TC is the kind of car that likes to get off highways and on to byways.

Where the road twists, turns and dives.

Where there's a challenge. Because the Marina Coupé TC is a real driver's car.

You've only got to look at its make-up.

It's got an advanced 1750 cc four-cylinder overhead camshaft engine. Equipped with twin carbs it really gets you motoring.

Start the car and you hear a healthy sound. Select first, yes, it's got synchromesh.

Plant your foot. Down into second. Grab the woodgrained gear knob and throw it into third. Into top and you're really moving.

Torsion bar suspension irons out the twists

and turns. And those wide 5½" wheels shod with radials feel good.

Big 9.8" disc brakes stop you going where you shouldn't.

And a wood-rimmed steering wheel lets you get to grips with things beautifully.

For comfort, you've got body-contoured reclining bucket seats



with built-in head

restraints. Door-to-door carpets. A face-level personal ventilation system. Heater-demister system. Column-mounted controls that control almost everything. Armrests for the rear passengers. Lockable glove box. A woodgrain gear knob and an exterior rear-view mirror, reversing lights; and between the front seats, there's a "Twin-Lok" seat belt anchorage.

The Marina Coupé TC story doesn't end there.

There's a number

of options to give your TC a look and feel all of its own. Lightweight alloy-type wheels, vinyl roof, radio, power brake booster and even a laminated windshield.

Marina Coupé TC. Will change your ideas. Fast.



# OPTIONS AND ACCESSORIES

When you finally choose which of the fourteen models in the Marina range is right for you, you'll find your dealer has a range of factory-approved options and accessories which can make your car even a little more personal.

You can deck your Marina out with a vinyl roof. You choose the colour.

You can add a specially moulded weather shield, a metal mesh sun visor, mud flaps, a locking petrol cap, and a chromed extension for the tail pipe.

When holidays come around, you can

hitch a van to the neat tow bar fitting, and throw the surfboards onto an equally neat fitting roof rack.




To keep you cool in the hottest weather, your dealer will supply you with towelling seat covers, and a vinyl steering wheel cover. Both come in colours that co-ordinate with the interior colour scheme.

Naturally you can have a radio. A transistorised push-button model designed

to fit neatly into the laminated dash. If you are a performance-minded driver, you can choose from a range of performance-minded accessories: Radial ply tyres, fog and driving lights, a power brake booster.

You can get tailor-made rubber floor mats to protect your carpets, and on the Super Deluxe models you can fit adjustable squabs on the front seats.

That's about it. Everything else is standard equipment on Marina. And that's another reason to change your ideas.



## Marina Deluxe and Super Deluxe

**Engine**  
 Configuration: Front mounted rear wheel drive  
 Cylinders: 4 in line  
 Cooling system: Water, thermostatically controlled (6.0 litres capacities with heater)  
 Bore: 76.2 mm 3.0"  
 Stroke: 81.28 mm 3.20" (manual) 95.76 mm 3.77" (auto & manual)  
 Cubic Capacity: 1,485 litres (manual) 1,746 litres (automatic) 1,746 litres (manual)  
 Compression Ratio: 8.6:1  
 Maximum Power: 1,485 litres: 62 bhp at 5,500 rpm 46.2 kW (manual)  
 (Brake): 1,746 litres: 78 bhp at 4,800 rpm 58.2 kW (auto & manual)  
 RAC Power Rating: 14.4 HP  
 Torque: 104 Nm (1,485 litre) 77 lbs. f.ft. at 2,500 rpm 134 Nm (1,746 litre) 99 lbs. f.ft. at 3,000 rpm

**Transmission**  
 Gearbox: 4 speed all synchromesh and automatic  
 Clutch: 7.5"  
 Gear Ratios: 1485 Manual: First 3.41:1, Second 2.11:1, Third 1.43:1, Top 1.00:1, Reverse 3.75:1  
 1746 Manual: First 3.11:1, Second 1.92:1, Third 1.31:1, Top 1.00:1, Reverse 3.42:1  
 Auto: First 2.39:1, Second 1.45:1, Third 1.00:1, Reverse 2.09:1

**Chassis & Body**  
 Construction: All steel unitary welded with anti-rust Rotodip process

**Suspension**  
 Front: Torsion bar  
 Rear: Semi-elliptic — leaf spring

**Steering**  
 Type: Rack & pinion  
 Wheel diameter: 15"

**Brakes**  
 Front: Disc 9.8" dia.  
 Back: Drum 8" x 1 3/4" } Automotive & Girling

**Wheels**  
 Type: Steel discs, 4 stud fixing 13 x 4.50 J  
 Tyres: Cross ply tubeless Y78L13  
 Wheel trims: Stainless steel hubcap polished "Deluxe", Stainless steel hubcaps with decorative pattern "Super Deluxe".

**Equipment**  
 Battery: 12V 40 A/H 20 hour rate  
 Alternator: Lucas 15 ACR  
 Instruments: "Deluxe" 2 dial type with speedo (water temp., fuel gauge), "Super Deluxe" 3 dial type with speedo (water temp., fuel gauge and clock)

Flashers, dipswitch, horn:  
 Screen wipers: Delux and Super Deluxe single horn  
 Screen washers: Two speed controlled from stalk on LH side steering column

Heater demister: Electric controlled from stalk on LH side of steering column  
 Safety belts: Blower type  
 Interior trim: Lap/sash 2 front, 2 rear Lap only 1 rear centre  
 Floor covering: Hard wearing vinyl covered seats with head restraints fitted. Vinyl headlining.

Windscreens: Moulded rubber mats. PVC colour coated "Deluxe".  
 Doors: Moulded carpet "Super Deluxe".  
 Fuel tank: Zone toughened glass  
 Length: 4,220 mm: 166.1"  
 Width: 1,633 mm: 64.3"  
 Height: 1,397 mm: 55"  
 Kerbweight: 921 kg: 2,029 lbs.  
 Boot Capacity: 55 cu metres: 20 cu ft.  
 Turning Circle: 9.6 metres: 31'5"

## Marina Coupé Deluxe and Super Deluxe

**Engine**  
 Configuration: Front mounted rear wheel drive  
 Cylinders: 4 in line  
 Cooling system: Water, thermostatically controlled (6.0 litres capacities with heater)  
 Bore: 76.2 mm 3.0"  
 Stroke: 81.28 mm 3.20" (manual) 95.76 mm 3.77" (auto & manual)  
 Cubic Capacity: 1,485 litres (manual) 1,746 litres (auto) 1,746 litres (manual)  
 Compression Ratio: 8.6:1  
 Maximum Power: 1,485 litres: 62 bhp at 5,500 rpm 46.2 kW (manual)  
 (Brake): 1,746 litres: 78 bhp at 4,800 rpm 58.2 kW (auto & manual)  
 RAC Power Rating: 14.4 HP  
 Torque: 104 Nm (1,485 litre) 77 lbs. f.ft. at 2,500 rpm 134 Nm (1,746 litre) 99 lbs. f.ft. at 3,000 rpm

**Transmission**  
 Gearbox: 4 speed all synchromesh and automatic  
 Clutch: 7.5"  
 Gear Ratios: 1485: First 3.41:1, Second 2.11:1, Third 1.43:1, Top 1.00:1, Reverse 3.75:1  
 1746: First 3.11:1, Second 1.92:1, Third 1.31:1, Top 1.00:1, Reverse 3.42:1  
 Auto: First 2.39:1, Second 1.45:1, Third 1.00:1, Reverse 2.09:1

**Chassis & Body**  
 Construction: All steel unitary welded with anti-rust Rotodip process

**Suspension**  
 Front: Torsion bar  
 Rear: Semi-elliptic — leaf spring

**Steering**  
 Type: Rack & pinion  
 Wheel diameter: 15"

**Brakes**  
 Front: Disc 9.8" dia.  
 Back: Drum 8" x 1 3/4" } Automotive & Girling

**Wheels**  
 Type: Steel discs, 4 stud fixing 13 x 4.50 J  
 Tyres: Cross ply tubeless Y78L13  
 Wheel trims: Stainless steel hubcaps polished "Deluxe", Stainless steel hubcaps with decorative pattern "Super Deluxe".

**Equipment**  
 Battery: 12V 40 A/H 20 hour rate  
 Alternator: Lucas 15 ACR  
 Instruments: "Deluxe" 2 dial type with speedo (water temp., fuel gauge), "Super Deluxe" 3 dial type with speedo (water temp., fuel gauge and clock)

Flashers, dipswitch, horn:  
 Screen wipers: Delux and Super Deluxe single horn  
 Screen washers: Two speed controlled from stalk on LH side steering column

Heater demister: Electric controlled from stalk on LH side of steering column  
 Safety belts: Blower type  
 Interior trim: Lap/sash 2 front 2 rear Lap only 1 rear centre  
 Floor covering: Hard wearing vinyl covered seats with head restraints fitted. Vinyl headlining.

Windscreens: Moulded rubber mats. PVC colour coated "Deluxe".  
 Doors: Moulded carpet "Super Deluxe".  
 Fuel tank: Zone toughened glass  
 Length: 4,143 mm: 163.1"  
 Width: 1,633 mm: 64.3"  
 Height: 1,397 mm: 55"  
 Kerbweight: 905 kg: 1,993 lbs.  
 Boot Capacity: .48 cu metres: 17 cu ft.  
 Turning Circle: 9.6 metres: 31'5"

## Marina Coupé TC

**Engine**  
 Configuration: Front mounted, rear wheel drive  
 Cylinders: 4 in line  
 Cooling system: Water, thermostatically controlled (6.0 litres capacities with heater)  
 Bore: 76.2 mm 3.0"  
 Stroke: 95.76 mm 3.77"  
 Cubic Capacity: 1,746 litres  
 Compression Ratio: 9.0:1  
 Maximum Power: 67.2 kW 90 bhp at 5,200 rpm  
 (Brake): 141 Nm 104 lbs. f.ft. at 3,400 rpm  
 Torque: 14.4 HP

**Transmission**  
 Gearbox: 4 speed all synchromesh and automatic  
 Clutch: 7.5"  
 Gear Ratios: Manual: First 3.11:1, Second 1.92:1, Third 1.31:1, Top 1.00:1, Reverse 3.42:1  
 Auto: First 2.39:1, Second 1.45:1, Third 1.00:1, Reverse 2.09:1

**Chassis & Body**  
 Construction: All steel unitary welded construction with anti-rust Rotodip process

**Suspension**  
 Front: Torsion bar  
 Rear: Semi-elliptic — leaf spring

**Steering**  
 Type: Rack & pinion  
 Wheel diameter: 15"

**Brakes**  
 Front: Disc 9.8" dia.  
 Back: Drum 8" x 1 3/4" } Automotive & Girling

**Wheels**  
 Type: Steel discs, 4 stud fixing 13 x 4.50 J  
 Tyres: Radial ply tubeless ZR70 H13  
 Wheel trims: Stainless steel hubcap with rim embellisher

**Equipment**  
 Battery: 12V 46 A/H 20 hour rate  
 Alternator: Lucas 15 ACR  
 Instruments: 3 dial type with speedo (water temp., fuel gauges and tachometer)

Flashers, dipswitch, horn:  
 Screen wipers: Two speed controlled from stalk on LH side steering column  
 Screen washers: Electric controlled from stalk on LH side steering column

Heater demister: Blower type  
 Safety belts: Lap/sash 2 front 2 rear Lap only 1 rear centre  
 Interior trim: Hard wearing vinyl covered seats with head restraints fitted. Vinyl headlining.

Floor covering: Moulded carpet  
 Windscreens: Zone toughened glass  
 Doors: 2 doors  
 Fuel tank: 54.6 litres — 12 Gall.  
 Length: 4,143 mm: 163.1"  
 Width: 1,633 mm: 64.3"  
 Height: 1,397 mm: 55"  
 Kerbweight: 935 kg: 2,060 lbs.  
 Boot Capacity: .48 cu metres: 17 cu ft.  
 Turning Circle: 9.6 metres: 31'5"

